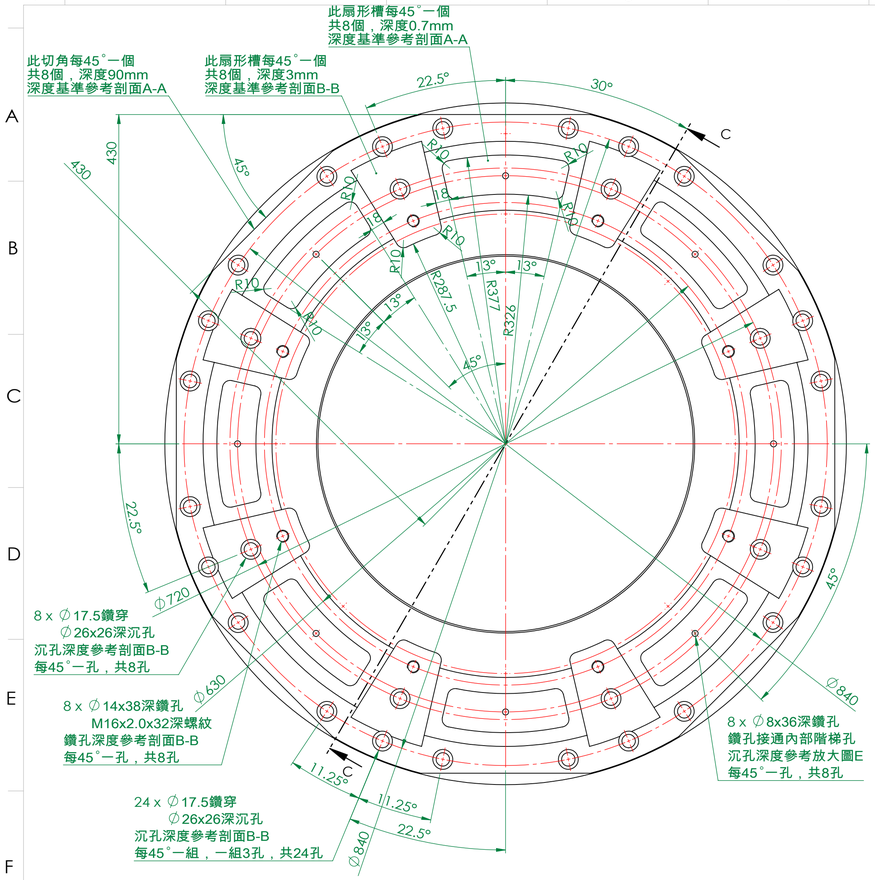

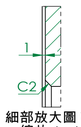

細部放大圖 W
縮放 1 : 1

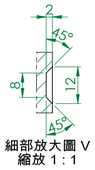

細部放大圖 V
縮放 1 : 1

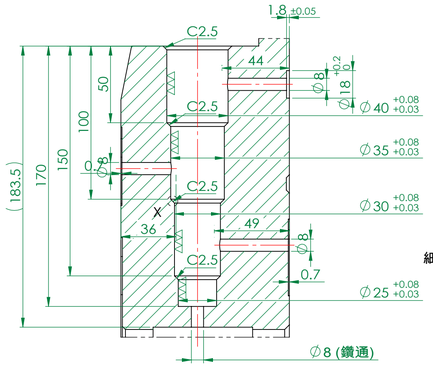

細部放大圖 E
縮放 1 : 2

如果可能
請去除階梯孔內
C2.5加工後產生的銳利角

細部放大圖 X
縮放 2 : 1

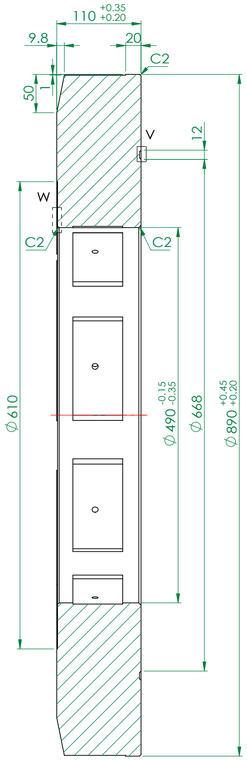

剖面圖 C-C

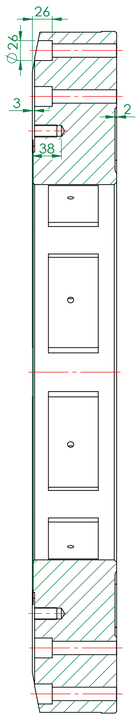

剖面圖 B-B

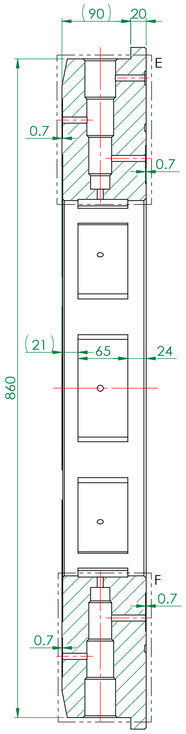

剖面圖 A-A

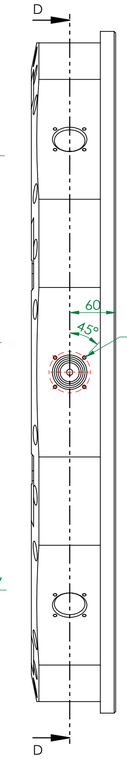

32 x ∅4.2x12.4深鑽孔
M5x10深螺紋
每45°一組，共8組
每組4個螺紋孔，共32孔

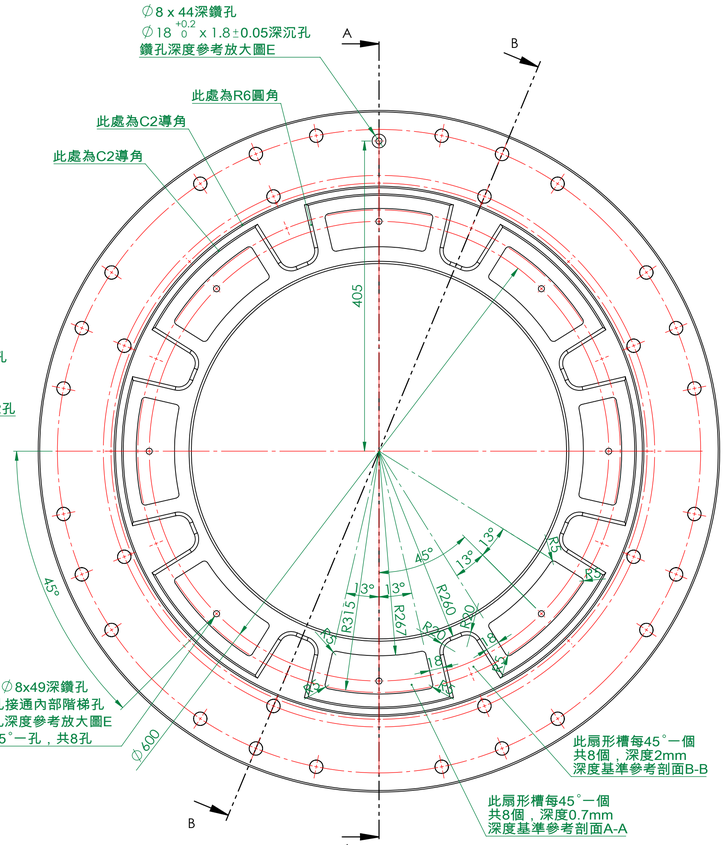

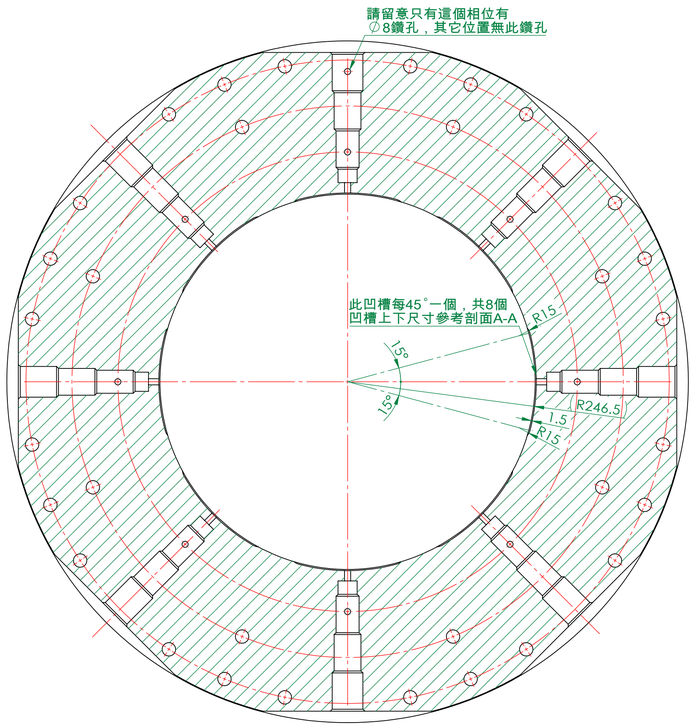

剖面圖 D-D

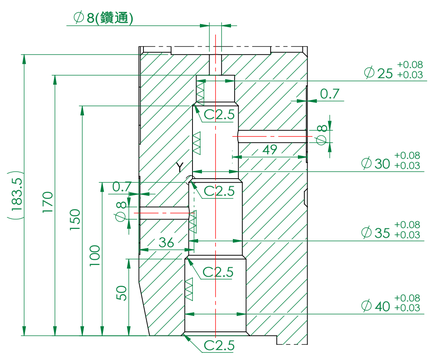

細部放大圖 F
縮放 1 : 2
每45°一處，共七處

如果可能
請去除階梯孔內
C2.5加工後產生的銳利角

細部放大圖 Y
縮放 2 : 1

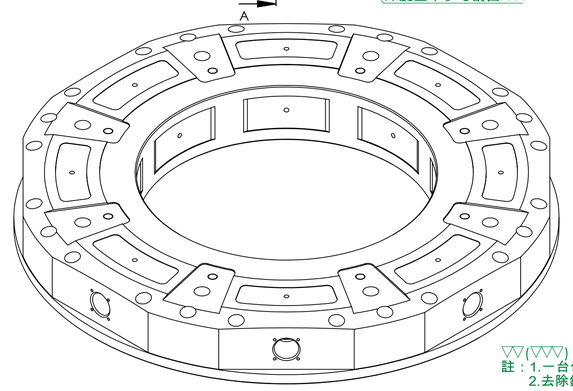

▽▽(▽▽▽)
註：1.一台份1件
2.去除銳角毛邊

次序	座標	更改內容	修改者	日期
△				
△				

加工一般公差		孔與孔中心距公差
		±0.3
>0	±0.1	鑽孔、沉鑽孔公差
>6	±0.2	+0.25
>30	±0.3	-0.05
>120	±0.5	角度±1/2°
>400	±0.8	
>1000	±1.2	

比例	1:4	材質	FC30	模型圖名	
				圖號(檔名)	MGTT120031 MGTT120031
				版次	△